



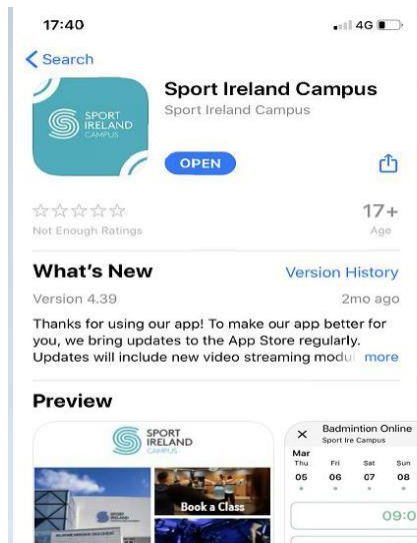
SPÓRT
ÉIREANN
CAMPAS

SPORT
IRELAND
CAMPUS


INSTRUCTIONS FOR REGISTERING MEMBERS ON APP

STEP 1 – Get Started – Download the App in the App Store/ Play Store

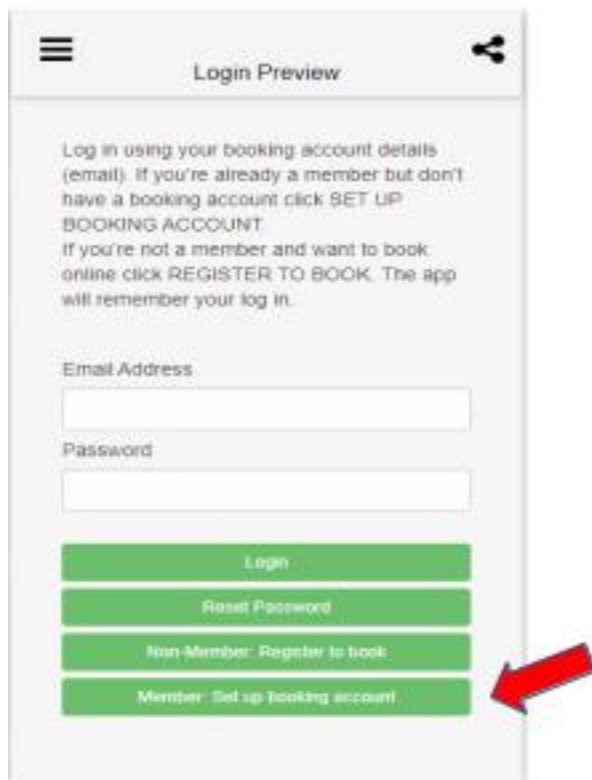
Search Sport Ireland Campus



STEP 2 – GO TO BOOK “REGISTER YOUR ACCOUNT”



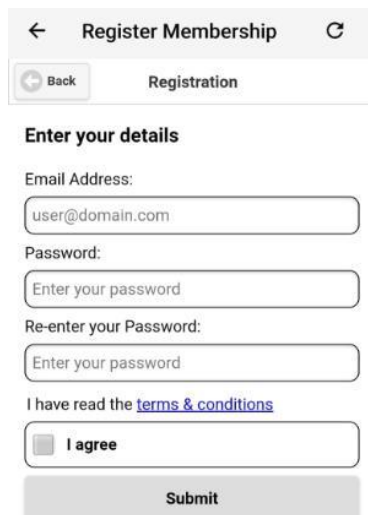
The following Screen will show:



If you do not have an online account (Legend), then click – Member Set up booking account as per Red arrow below and go to Step 3 below.

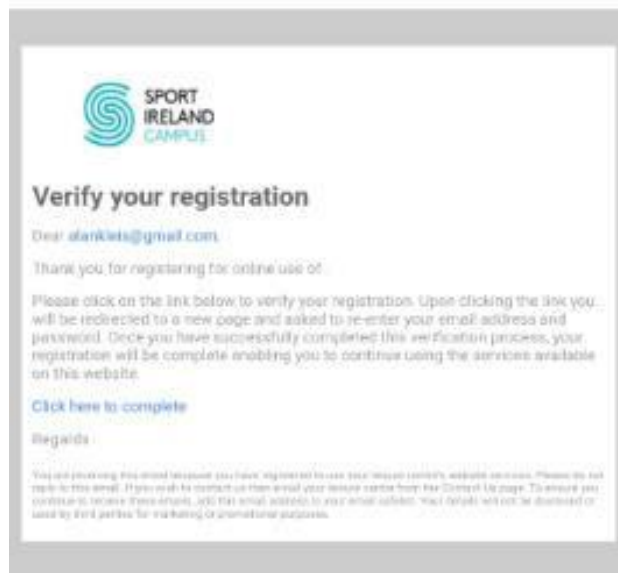
Once you are logged in on the App you will remain logged in and can book in online each time you open the app, unless you log out.

STEP 3 – REGISTRATION - Setting up booking account – use same email as membership and choose private password



STEP 4 – Verify your account via email

Email will be received from noreply@sportirelandcampus.ie



STEP 5 – Link your membership account

This is to link your membership to your online account so that you can book free usage of gym/ pool/ classes.

NOTE - YOU'LL NEED YOUR MEMBERSHIP NUMBER (SENT IN LATEST NEWSLETTER).

If you do not have your membership number, please email sales@sportirelandcampus.ie

Insert member number and one other piece of information - date of birth/ phone number which we would have on our system.

You'll only need to do this action once the first time you set up your account.

Registration Confirmation

Registration confirmation

Please note, required fields have been marked with an asterisk (*)

If you are already a member at this club, connect your online profile and your club membership. You will then be able to access all the services and discounts associated with your membership.

Please enter your membership number and at least one or more additional details to confirm your membership.

Member Number/Barcode *

Member Number/Barcode *

Postcode *

Date of Birth *

Phone Number *

Previous

Confirm